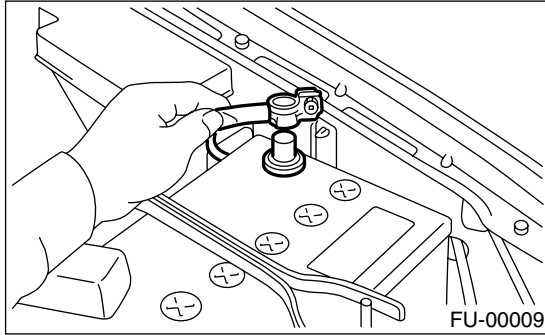


7. Knock Sensor

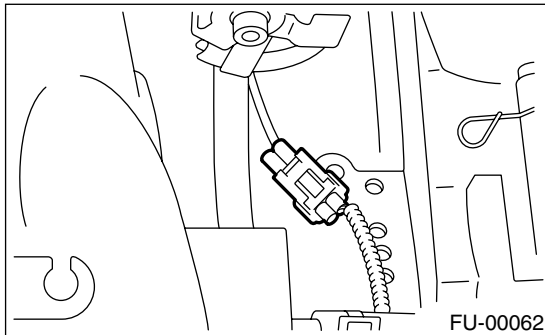
A: REMOVAL

1) Disconnect the ground cable from battery.

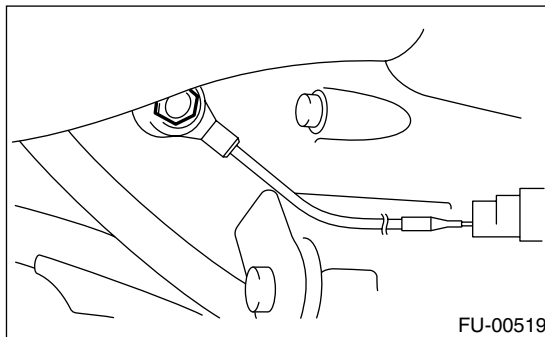


2) Remove the intercooler. <Ref. to IN(STi)-11, REMOVAL, Intercooler.>

3) Disconnect the knock sensor connector.



4) Remove the knock sensor from the cylinder block.



B: INSTALLATION

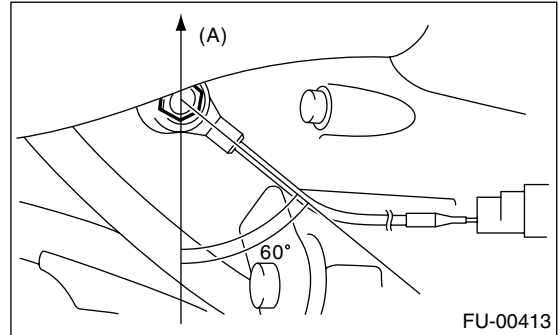
1) Install the knock sensor to the cylinder block.

Tightening torque:

24 N·m (2.4 kgf-m, 17.4 ft-lb)

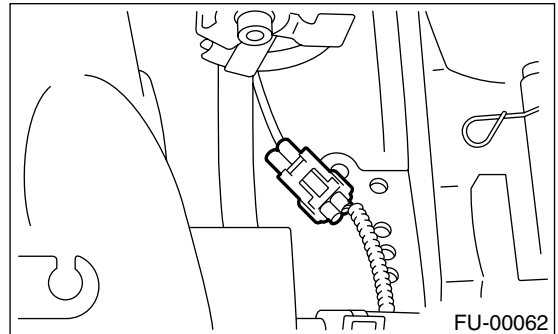
NOTE:

Extraction area of the knock sensor cord must be positioned at a 60° angle relative to the engine rear.



(A) Front side

2) Connect the knock sensor connector.



3) Install the intercooler. <Ref. to IN(STi)-11, INSTALLATION, Intercooler.>

4) Connect the battery ground cable to battery.

